

INSTRUCTION MANUAL

Box/Bag Filler Type KSF660D



A/S SKALS MASKINFABRIK
HOVEDGADEN 56
DK-8832 SKALS, DENMARK
Tel: +45 87 25 62 00
Fax: +45 86 69 49 99
E-mail: Skals@skals.DK
<http://www.skals.dk/>



Table of Contents

1.0	General information	2
2.0	The application of the machine	2
3.0	Set-up	2
3.1	Operation	2
3.2	Start-up and operation	3
4.0	Pictograms	4
5.0	Lubrication and maintenance	5
6.0	Cleaning the machine	5
7.0	Packaging/transport guide	6
8.0	Connection of accessories	6
8.1	Operation of platform scales type WE1208:	7
8.2	Calibration of scales reinforcer type WE1208	7
9.0	List of spare parts	8
10.0	EU - Declaration of Conformity	12
11.0	Electrical diagram	13

1.0 General information

The box/bag filler can be set to fill to a certain level or used in conjunction with scales where a signal from the weighing indicator stops filling.

Filling height can easily be set for both boxes or bags, and the selected filling height is stored in the PLC.

All unauthorised repairs of the machine will void the warranty.

2.0 The application of the machine

The box/bag filler can be used to fill root vegetables in wooden boxes or big bags using two fall dampers and a cross conveyor. To achieve higher capacity the machine fills a box/bag on one side while the opposite side is readied for renewed filling.


The machine can be operated in a temperature range of -10 degrees to +40 degrees C.

3.0 Set-up

The machine is adjusted to the required filling height using the adjustable chassis. Lift up the machine with a forklift truck, and set the chassis with wheels to the required height. Adjust supports and suspension on the feeder conveyor to the correct height on a cross conveyor.

3.1 Operation

The operating keys on the control panel are shaped the same for left and right absorber, and the following description will only include one damper:



The operational elements are defined as follows:

- START** When the control is powered and **RESET** has been pressed, the machine can be started by pressing **START**.
 If the **START** indicator is flashing, filling is complete, and the machine is ready for new filling by pressing **START**.
 The **START** indicator is continuously lit during operation.
MANUAL OVERFILL is activated by holding down the **START** key for more than 1 second. **MANUAL OVERFILL** stops a filling sequence and when the key is released, the shock absorber stays at the current height.
- STOP** Stops filling at any time.
 Leaves the fall damper in the latest position.
- RESET** When the blue indicator lights up, the safety circuit has been broken, and the **RESET** button must be pressed to reconnect the safety system.
- SAVE HEIGHT** Is used to save a filling height for the settings of **BOX** or **BAG**.
 When pressing **SAVE**, the indicator in the key flashes to show that the value is being saved. When the indicator lights up continuously, the fall damper is at the set filling height.
 Values can only be saved when the **STOP** key is pressed or the **MANUAL OVERFILL** function has been used.
- BOX** The switch is used to toggle between the two set filling heights for **BOX/BAG** or if a scales indicator is connected which can stop **WEIGHT** fill on a set weight.
- FALL DAMPER UP/DOWN** When the machine has stopped, **FALL DAMPER UP/DOWN** can be used to find the required filling height manually.

3.2 Start-up and operation


Connect the power supply and switch on the main switch on the left side of the board.

Is the blue indicator in the **RESET** key lit?

If yes – press **RESET**

If no – Open the control board and check that both indicators (yellow and green) are lit on the phase relay (F4). If not, change the two phases in the supply cable.

The emergency circuit can then be connected by pressing **RESET**, and the indicator goes out.



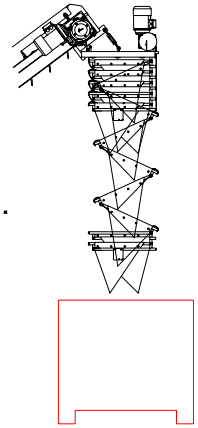
Set filling height:

Select BOX on the switch **BOX/BAG/WEIGHT**.

Activate the **FALL DAMPER UP/DOWN** until the required filling height is achieved.

Press **SAVE HEIGHT** > 1 sec. The indicator will flash and a height has now been saved for BOX.

Toggle to BAG and repeat the same setting for BAG.

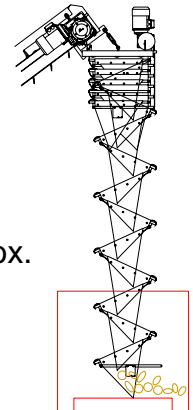


If the filling height needs to be more precise, this can be done during operation when the box or bag is nearly full. Use the **MANUAL OVERFILL** function for this by pressing **START** > 1 sec. Now filling will continue until the **START** key is pressed. When the required filling height has been achieved, release **START** and press **SAVE HEIGHT** for BOX or BAG.

START Automatic filling

When the required filling height has been set, the machine is ready for operation.

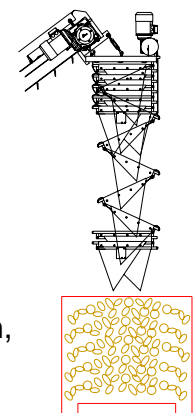
Press **START**. Now the fall damper automatically runs down to the bottom of the box. The feed conveyor starts and begins to fill the box.



When automatic filling is complete, filling stops and the fall damper runs to a pre-set free height.

To change this free height change a parameter internally in the PLC. This is easily done by opening the control cupboard and operating the PLC on the display.

After the shock absorber has been run to free height, the **START** indicator will flash, and the machine is ready for the next filling.



4.0 Pictograms

Movable parts at the inlet to the conveyor and on both sides.
Keep your distance.



5.0 LUBRICATION AND MAINTENANCE

All bearings have been lubricated from the factory and require no maintenance.

The worm gear driving the main conveyor, the worm gear driving the absorber have been lubricated for their entire life with synthetic grease for operation in standard temperature range (-15 degrees C to 40 degrees C).

IP	TELESIA COMPOUND B
SHELL	TIVELA COMPOUND A

The conveyor belt must be kept suitably taut and run straight. This is ensured by adjusting the conveyor's adjustment bolts.

For high-pressure cleaning the following areas must be carefully covered: gear motors, electronic control boxes, weighing indicator and weighing cells on weighing platform. To achieve optimum operating reliability and low maintenance costs thorough maintenance and cleaning are **very important**.

6.0 CLEANING THE MACHINE

Reference is made to the Danish Plant Directorate's Order no. 965 of 13 December 1993 (p. 6):

- 2.3.3 Seed potato farmers with closed crops must clean and disinfect sorting machinery, etc. for each part of a different type. Disinfection must take place using an agent certified as efficient by the Danish State Plant Trials.
- 2.3.4 Authorised sorting companies that are also authorised to grow potatoes must clean and disinfect sorting facilities, etc. under the control of the Danish Plant Directorate prior to commencement of sorting of own produce. Disinfection must take place using an agent certified as efficient by the Danish State Plant Trials.
- 2.3.5 Premises and machinery, etc. must be cleaned and disinfected annually prior to 30 June. Disinfection must take place using an agent certified as efficient by the Danish State Plant Trials.

7.0 PACKAGING/TRANSPORT GUIDE

PACKING/PACKAGING:

KSF660D : no packaging.
 VP : no packaging.

NUMBER OF PIECES:

The machine must be packed in two pieces.

WEIGHT:

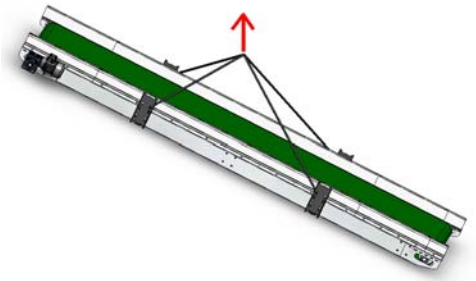
KSF660D : 955 kg
 VP : 130 kg

DIMENSION:

	Length	Width	Height
KSF660D	6,000 mm,	1,500 mm,	1,800 mm.
	1,200 mm,	800 mm,	900 mm.
VP	1,800 mm,	1,400 mm,	200 mm.

TRANSPORT AND LIFTING INSTRUCTIONS:

VP : To be transported on a pallet.
 KSF660D : If the feed elevator for the box/sack filler is to be lifted, this must be done using the nylon straps mounted on the conveyor's brackets.



8.0 Connection of accessories:

Weighing platform.

A weighing platform with the dimensions 1400x1400mm or 1400x1800mm is available. A forklift truck must be used. A U pallet is also available for handtruck.

Frame for bags.

The frame can be installed on the vertical chassis of the machine. The frame has been installed with a compressed air cylinder which is adjustable using a pressure regulator to ensure that the bag will be lowered at a required weight. The frame can also be lowered for easier operation during bag changes.

If a weighing platform was included, the frame should be installed on the bracket on the weighing frame to avoid incorrect weighing.

Suspension on horizontal bearers for straps in big bags should be set according to size used.

8.1 Operation of platform scales reinforcer with WE1208:

SETTING OF KILO VOLUME

- 1 Press ENTER and UP simultaneously (INFO is shown on the display).
- 2 Press NEXT once (SET PT is shown on the display).
- 3 Press ENTER once (P1 FU is shown on the display).
- 4 Press NEXT once (P1 LO is shown on the display).
- 5 Press NEXT once (P1 ON is shown on the display).
- 6 Press NEXT once (P1 PFF is shown on the display).
- 7 Press ENTER once
- 8 The UP and PT keys will flash on the left side of the display
- 9 Press NEXT once
- 10 The first number will flash. If kilo volume requires changing, press UP
- 11 Press NEXT once
- 12 The next number will flash. If kilo volume requires changing, press UP, etc.
- 13 Press ENTER once to accept the selected kilo volume.
- 14 Press CE three times to complete the entry.



8.2 Calibration of scales reinforcer type WE1208:

- 1 Start: Press using a thin implement and activate the hidden **MENU** key
- 2 Press **ENTER** and **UP** simultaneously. (**INFO** is shown on the display).
Now you are ready to carry out a calibration:
- 3 Press **NEXT five times** (**CAL** is shown on the display).
- 4 Press **ENTER** (**Lin** is shown on the display (set-up)).
- 5 Press **ENTER** (This should be set to 0).
- 6 Press **ENTER**
- 7 Press **NEXT once** (**CAL-0** is shown on the display).
- 8 Press **ENTER** (Zero point is shown on the display).
- 9 Press **ENTER** (In the display= **buSY**. Wait until this signal is still, then:)
- 10 Press **ENTER** (**DONE** is shown and the zero point is saved).
- 11 Press **NEXT once**. (**LOAD1** is shown on the display).

- | | | |
|----|---|--|
| 12 | Press ENTER | (Set the calibration weight to 920 KG (Skals Maskinfabrik)) |
| 13 | Press ENTER | (In the display = buSY . Wait until this signal is still, then:) |
| 14 | Press ENTER | (DONE is shown. The calibration weight has been saved. – (Min. 20%)) |
| 15 | Press NEXT once | (CAL-1 is shown on the display). |
| 16 | Set the calibration weight here and wait until the weight is still. | |
| 17 | Press ENTER | (Current mV/V is shown on display). |
| 18 | Press ENTER | (In the display= buSY . Wait until this signal is still, then:) |
| 19 | Press ENTER | (DONE is saved). |
| 20 | Press CE twice | (The weight has now been calibrated and is ready for use). |

9.0 List of spare parts

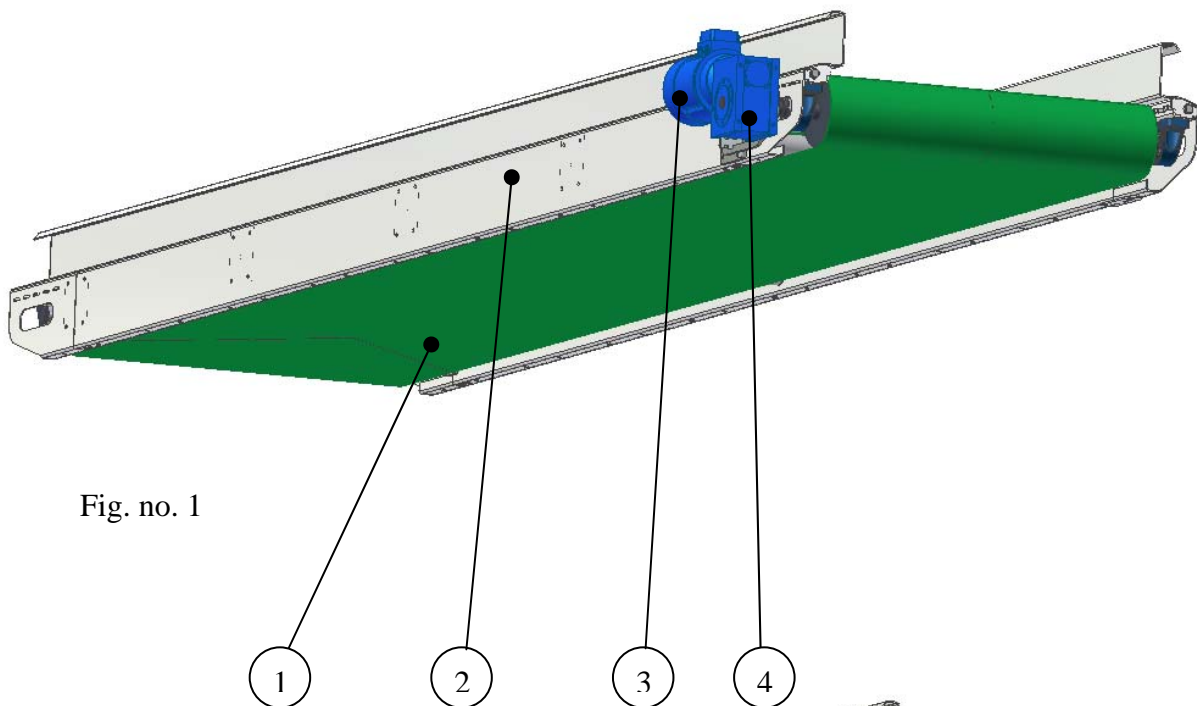


Fig. no. 1

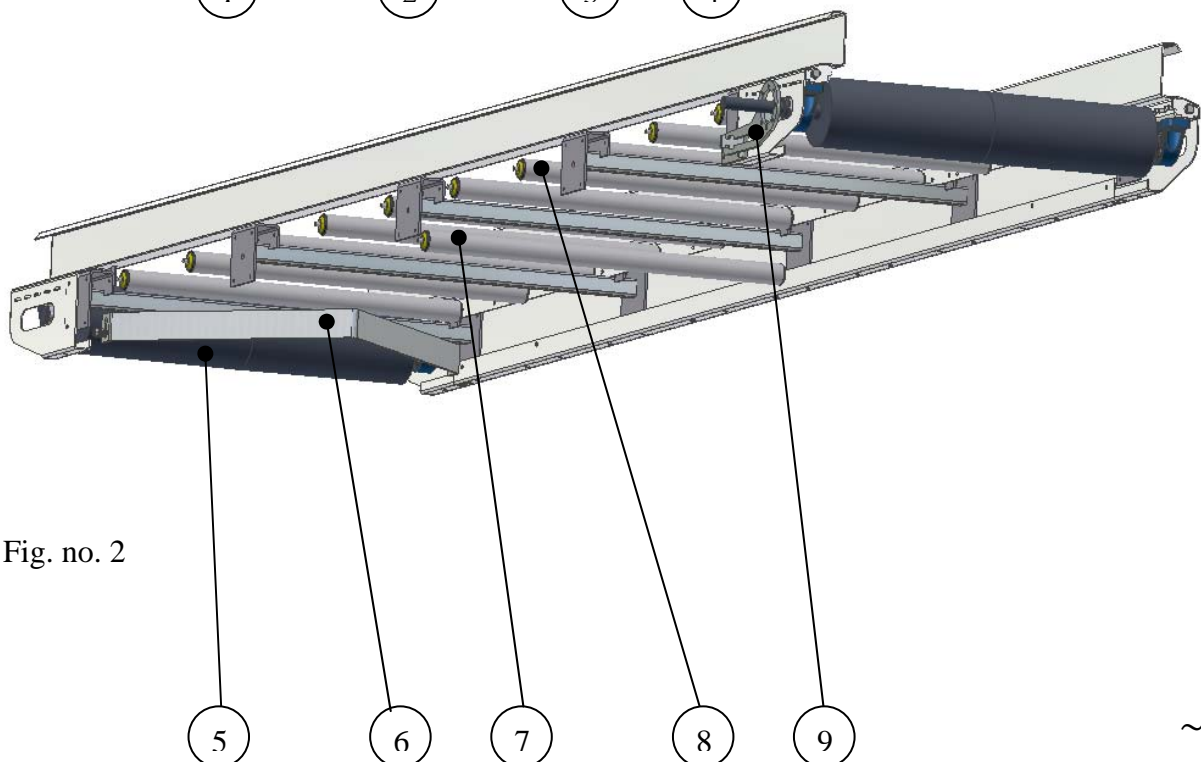


Fig. no. 2

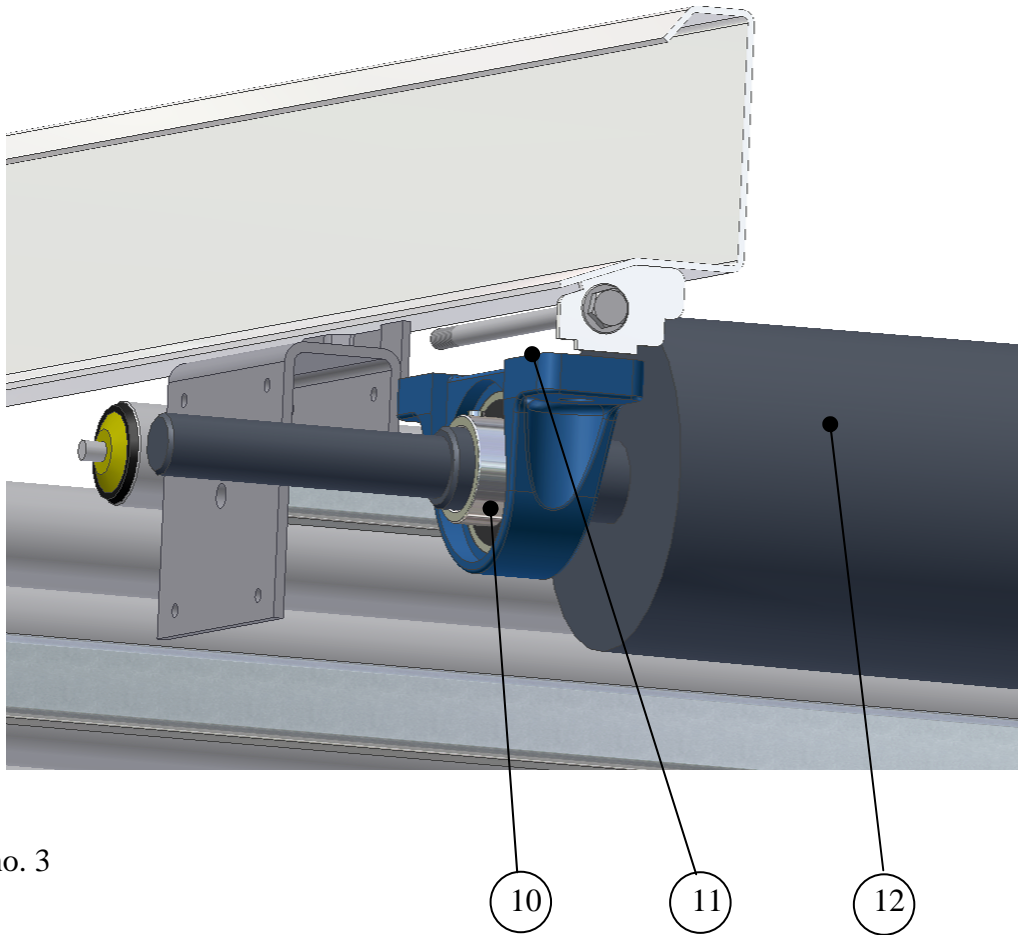


Fig. no. 3




Fig. no. 4



Fig. no. 5

16

17



Fig. no. 6

18




Fig. no. 7

19




Fig. no. 8

20

21

Page	Fig. no.	Pos. no	Description
8	1	1	Conveyor belt
8	1	2	Side plate
8	1	3	Motor
8	1	4	Gear
8	2	5	Loose roller
8	2	6	Conveyor scraper
8	2	7	Return roller
8	2	8	Bearing roller
8	2	9	Lever arm for motor and gear
9	3	10	Bearing
9	3	11	Adjustment screw
9	3	12	Drawing roller
9	4	13	Damper canvas 1 FDA small
9	4	14	Lashing bands 25 mm
9	4	15	Damper canvas 2 FDA large
10	5	16	Damper canvas 3 FDA
10	5	17	Photo sensor
10	6	18	Micro switch
10	7	19	Inductive sensor
10	8	20	Weighing cell
10	8	21	Foot

10.0 EU - Declaration of Conformity

Manufacturer	
Company name:	A/S Skals Maskinfabrik
Address:	Hovedgaden 56 8832 Skals, Denmark
Telephone:	87 25 62 00

hereby declares that

Machine:	Box/Bag Filler KSF 660D
Brand:	
Type, serial no., year:	

Has been manufactured in conformity with the COUNCIL'S DIRECTIVE:

- 1 Machinery Safety – Directive 98/37/EC
- 2 The Low Voltage Directive (LVD) 2006/95/EEC
- 3 The Electromagnetic Compatibility (EMC) Directive 89/336/EEC and the amended 93/68/EEC.

Title:	Production Manager
Name:	Søren Lund Madsen
Company:	A/S Skals Maskinfabrik

Date: _____

Signature: _____



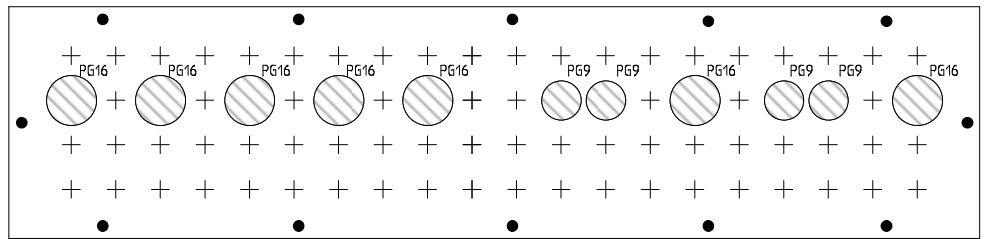
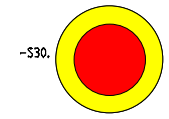
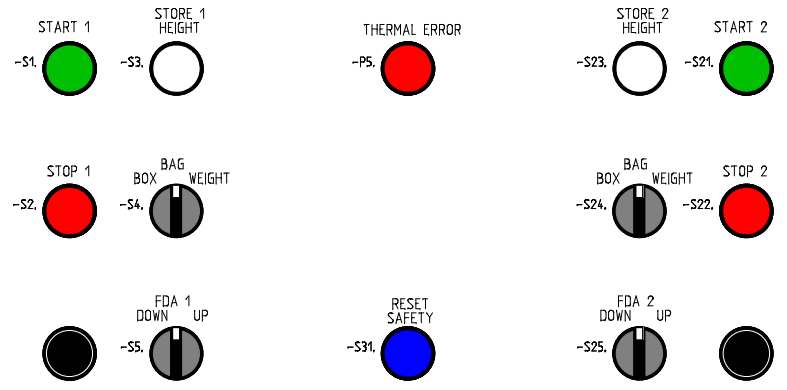
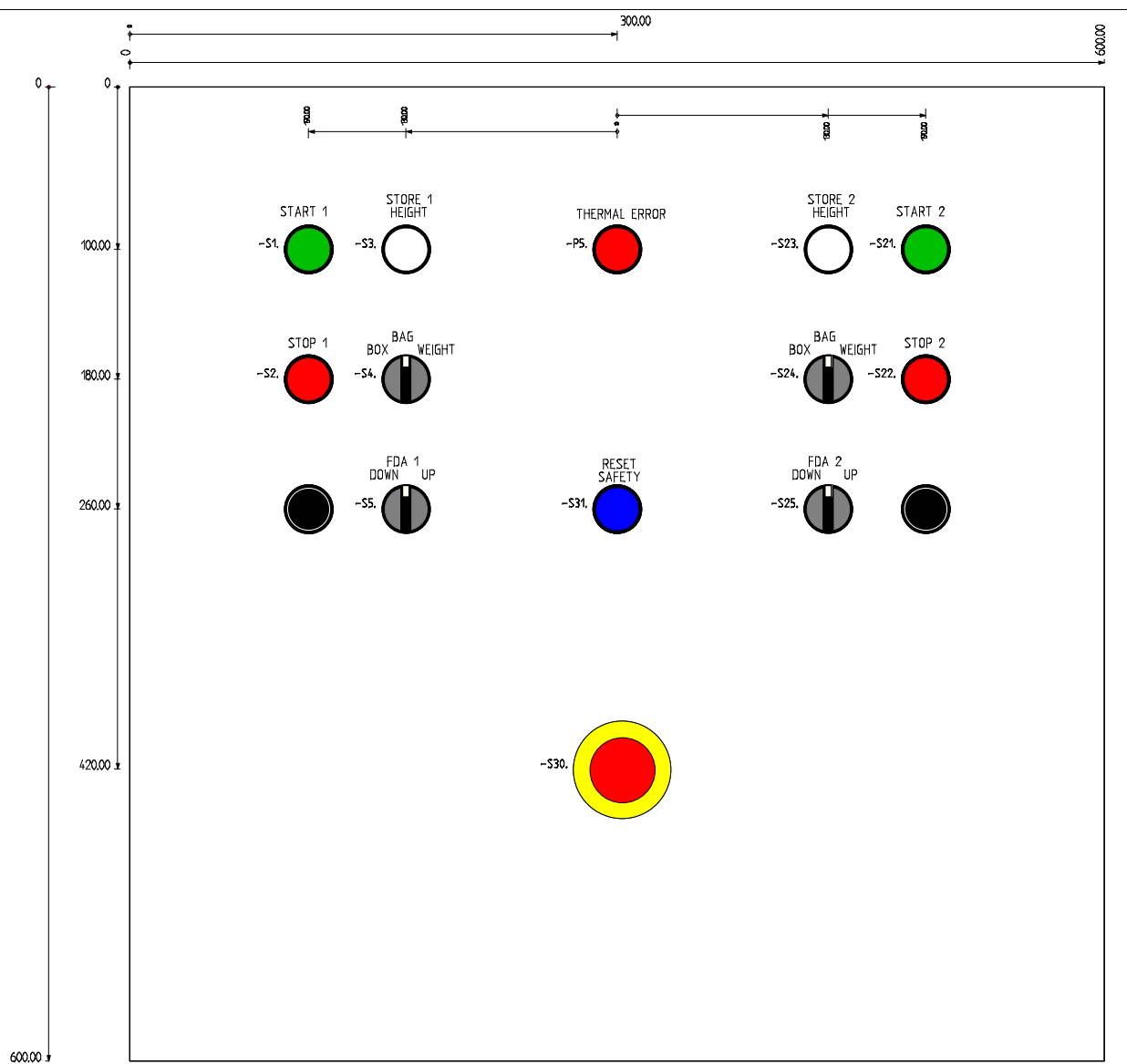
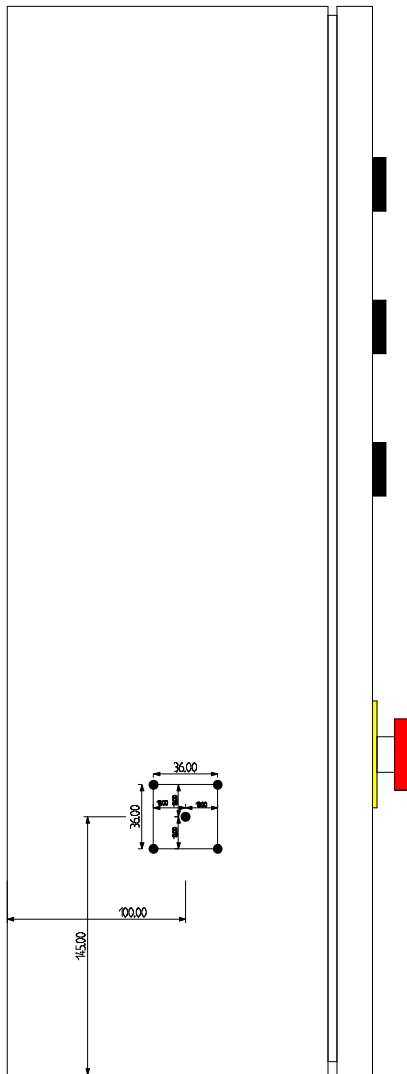
Document list

Function (=)	Page	Document type	Description	Revision date
	1	Document list		26-04-2011
	2	Document list		26-04-2011
	3	Arrangementstegning		20-04-2011
	4	Arrangementstegning		26-04-2011
	10	El Diagram	Supply	26-04-2011
	11	El Diagram	Supply	20-04-2011
	12	El Diagram	Emergency stop	12-04-2011
	13	El Diagram	AC Pilot Power	12-04-2011
	14	El Diagram	Overview I/O	20-04-2011
	15	El Diagram	Overview I/O	26-04-2011
	16	El Diagram	INPUT	20-04-2011
	17	El Diagram	INPUT	20-04-2011
	18	El Diagram	INPUT	20-04-2011
	19	El Diagram	INPUT	20-04-2011
	20	El Diagram	OUTPUT	20-04-2011
	21	El Diagram	OUTPUT	20-04-2011
	22	El Diagram	OUTPUT	20-04-2011
	100	Spare part list		26-04-2011
	101	Spare part list		26-04-2011
	102	Spare part list		26-04-2011
	103	Spare part list		26-04-2011
	104	Spare part list		26-04-2011
	200	Part list		26-04-2011
	201	Part list		26-04-2011
	300	Terminal plan	-X1	20-04-2011
	301	Terminal plan	-X2	20-04-2011
	302	Terminal plan	-X3	20-04-2011
	303	Terminal plan	-X4	20-04-2011
	304	Terminal plan	-X5	20-04-2011
	305	Terminal plan	-X10	20-04-2011

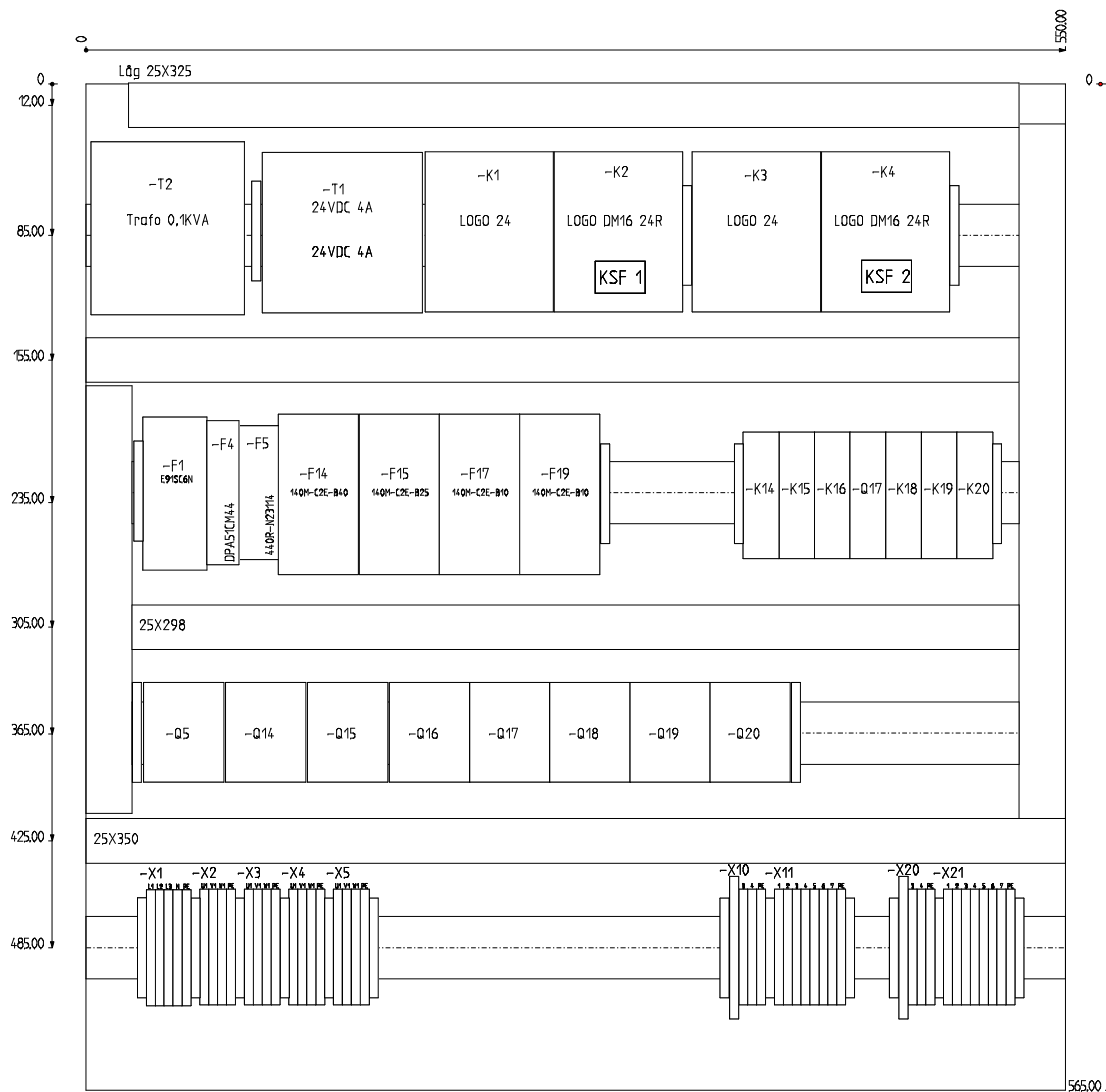


Box / Bag Filler
KSF660D

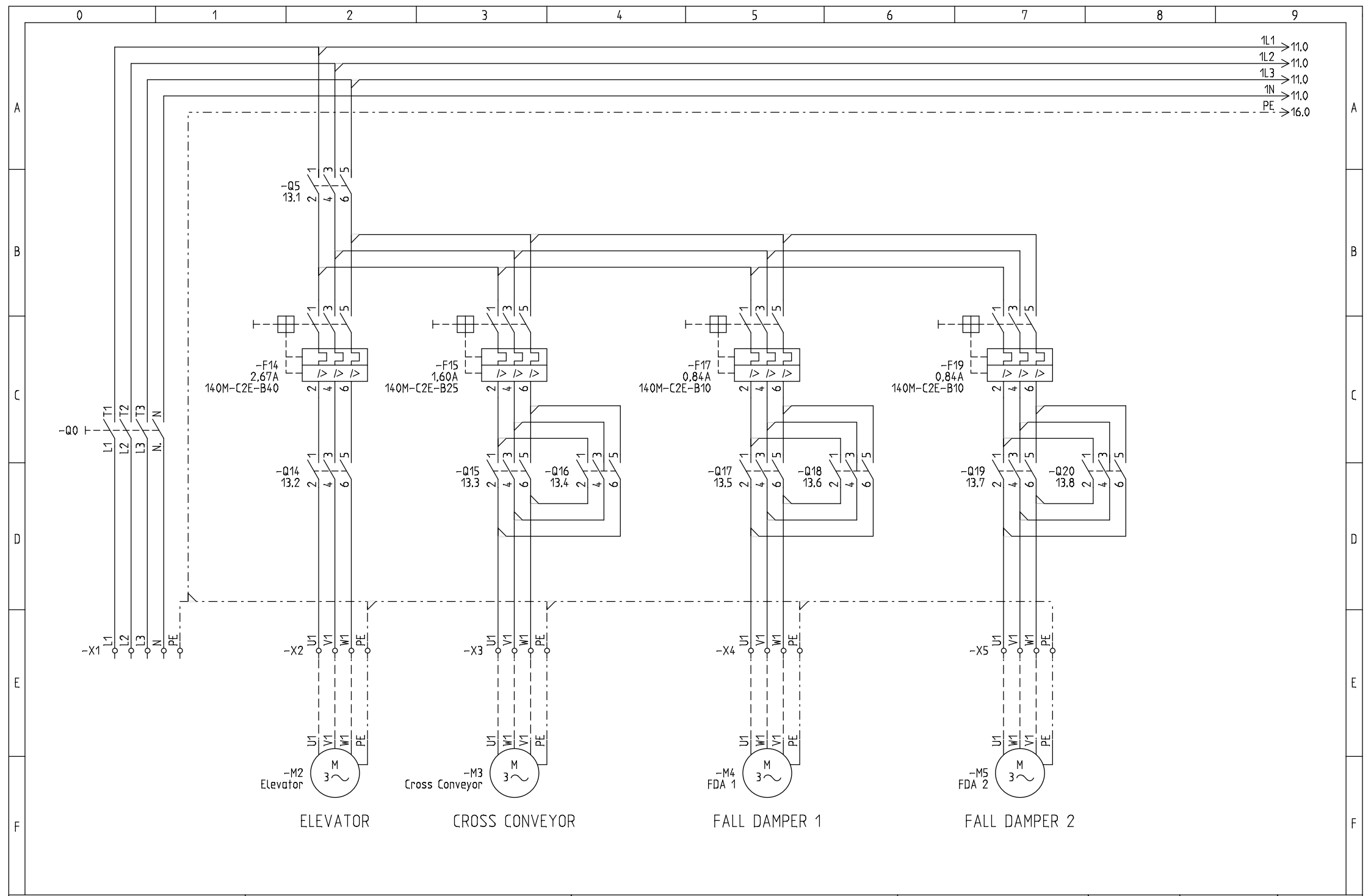
Projekt KSF660D_V02_EN		Initialer	DCC	Antal sider 2
Dato 26-04-2011	Revision	Dokumentnummer	&EAB Næste side 2	Side 1

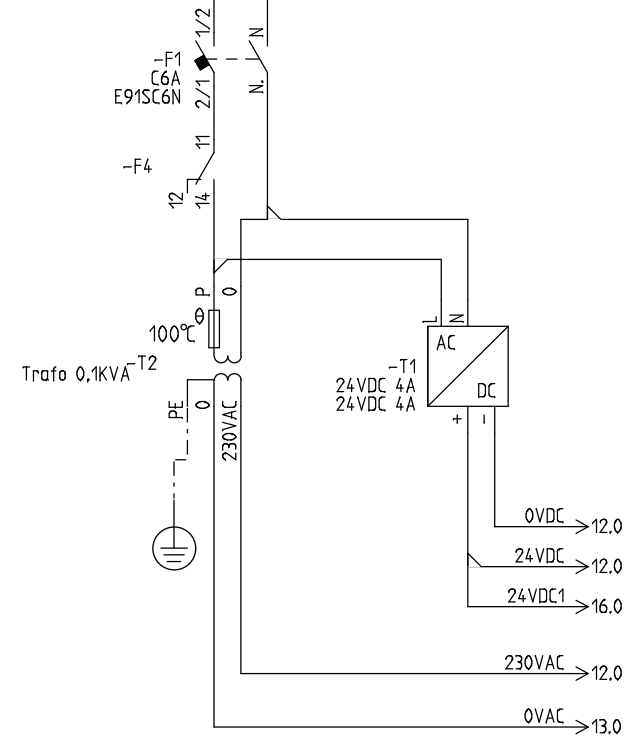
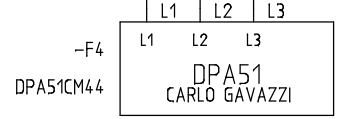



In side view



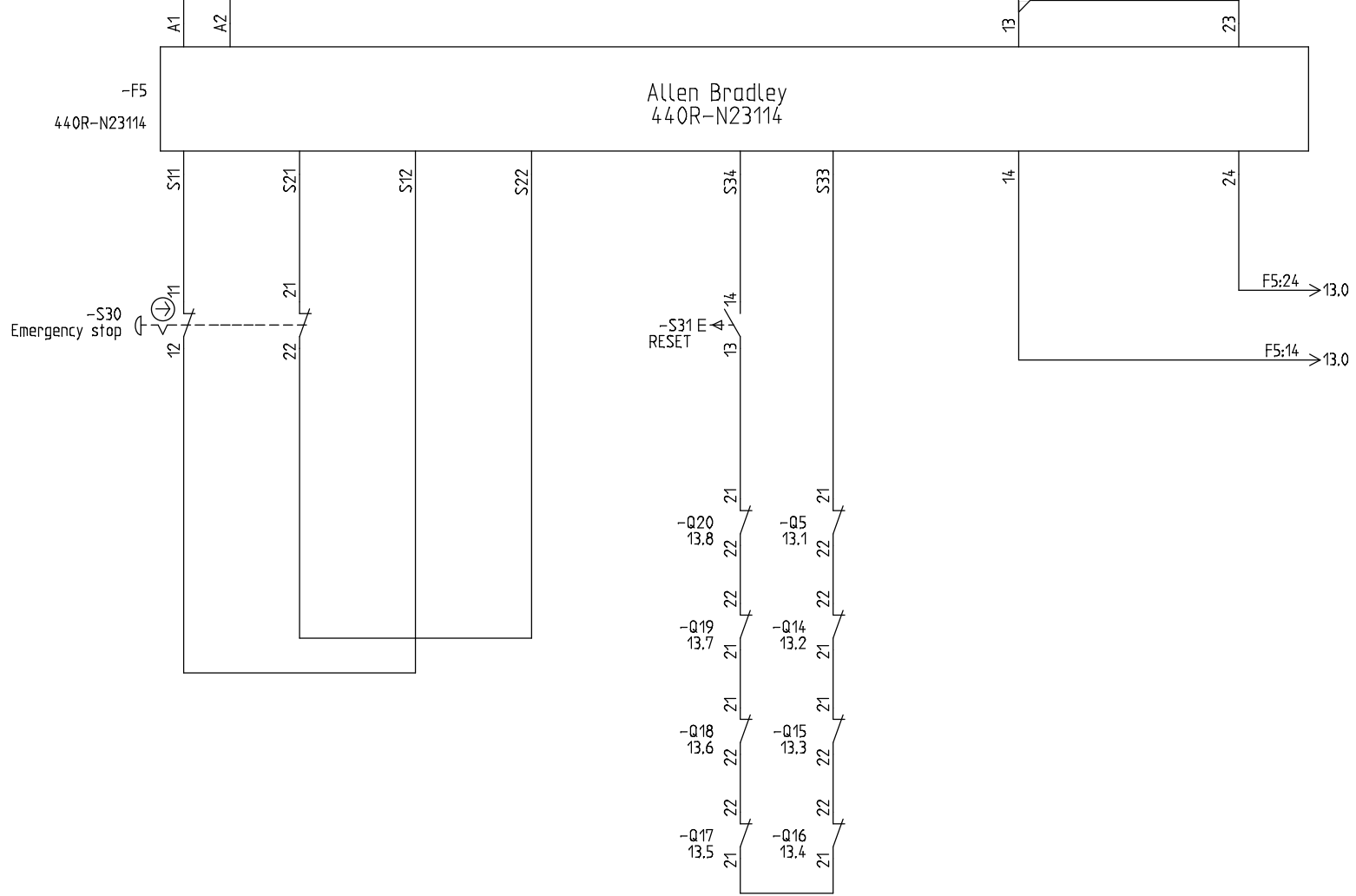
FDA = Faldtæpper
ELE = Elevator
SOP = Særlige opreg





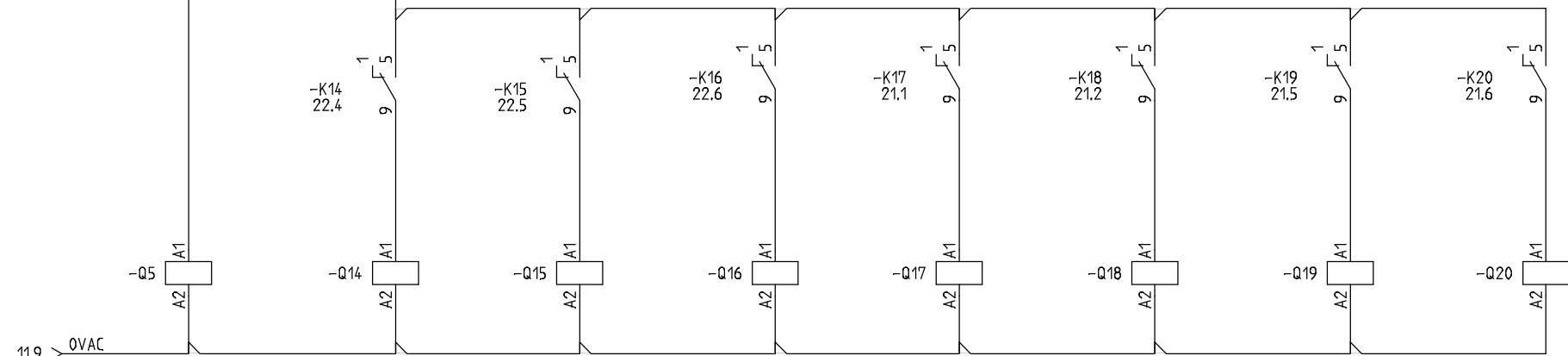
11.9 > 230VAC
 11.9 > 24VDC
 11.9 > 0VDC

24VDC > 14.0
 0VDC > 14.0



0 1 2 3 4 5 6 7 8 9

A
B
C
D
E
F



11.9 > OVAC

M	NO	NC
10.2	16.1	12.5 21.4

MAIN RELAY

M	NO	NC
10.2		12.5

ELEVATOR

M	NO	NC
10.3		12.5

CROSS CONVEYOR DIR 1

M	NO	NC
10.4		12.5

CROSS CONVEYOR DIR 2

M	NO	NC
10.5		12.4

FALL DAMPER 1 DOWN

M	NO	NC
10.6		12.4

FALL DAMPER 1 UP

M	NO	NC
10.7		12.4

FALL DAMPER 2 DOWN

M	NO	NC
10.8		12.4

FALL DAMPER 2 UP



Skals Maskin Fabrik
Hovedgaden 56
Skals

Box / Bag Filler
KSF660D
AC Pilot Power

Proj. no.: KSF660D_V02_EN

Rev.: 12-04-2011

Item Des.

Page: 13


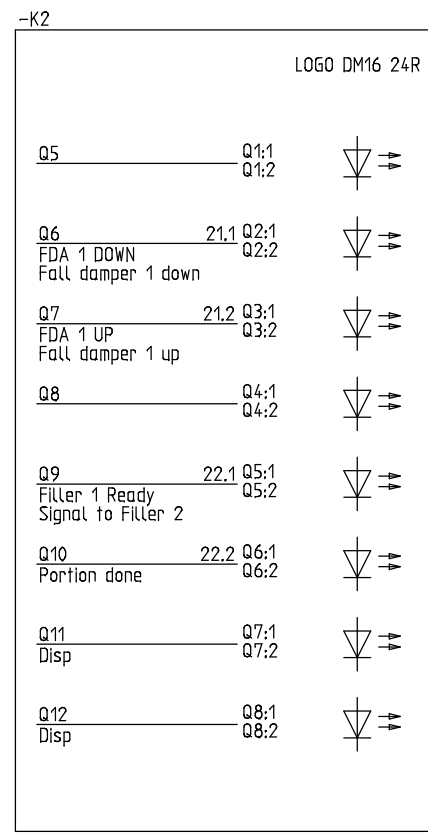
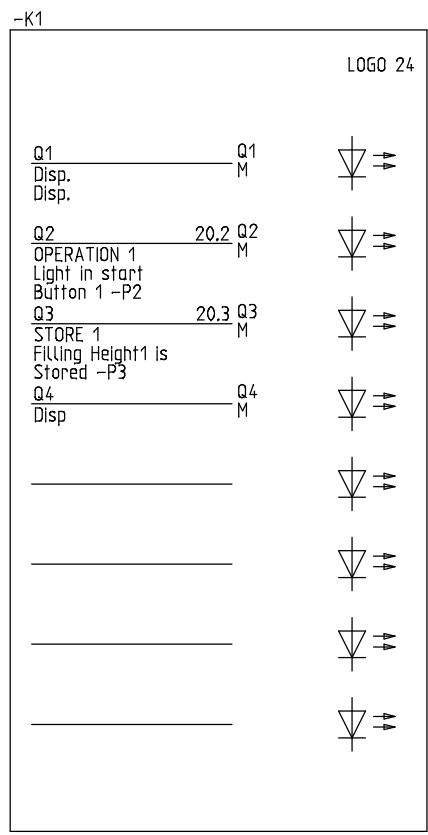
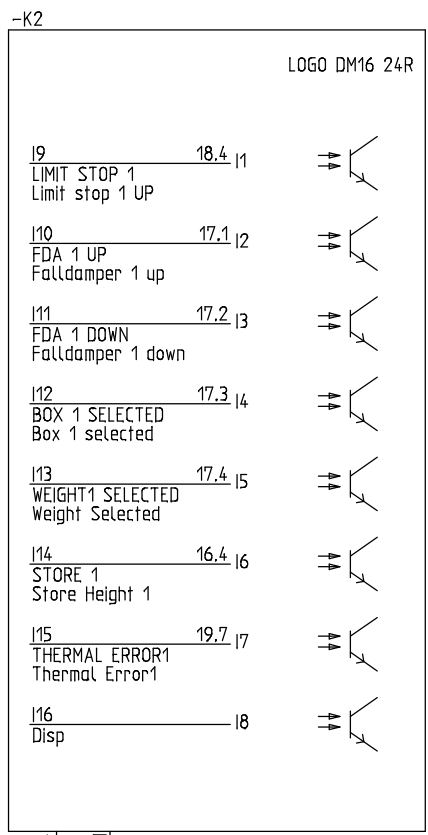
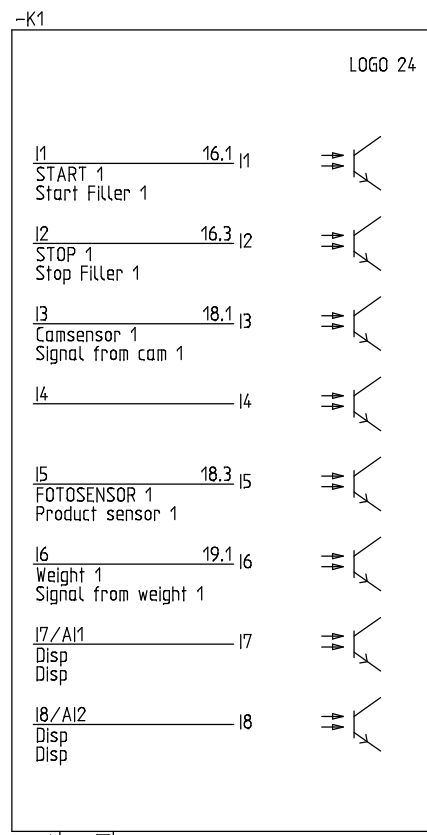
Date: 10-11-2010

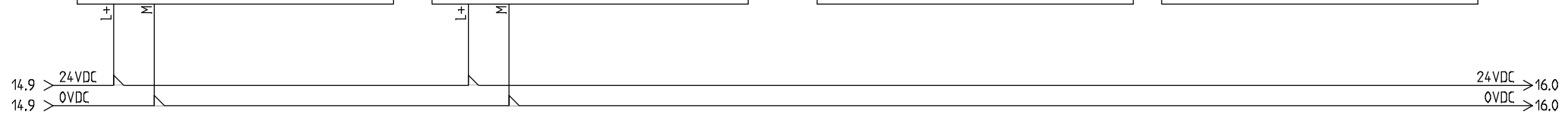
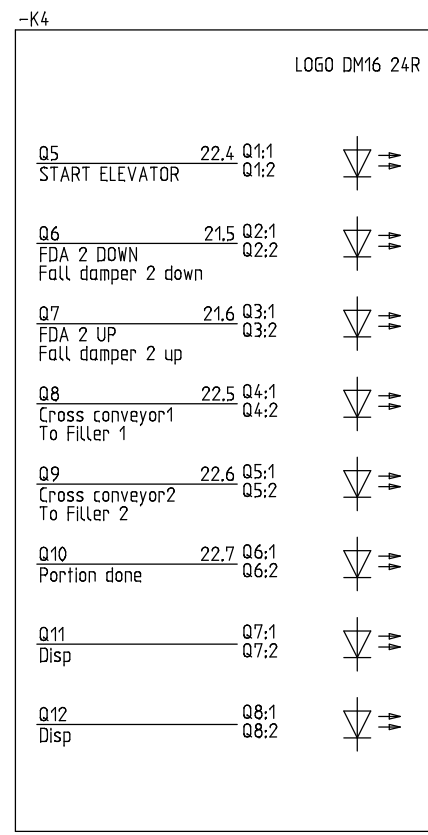
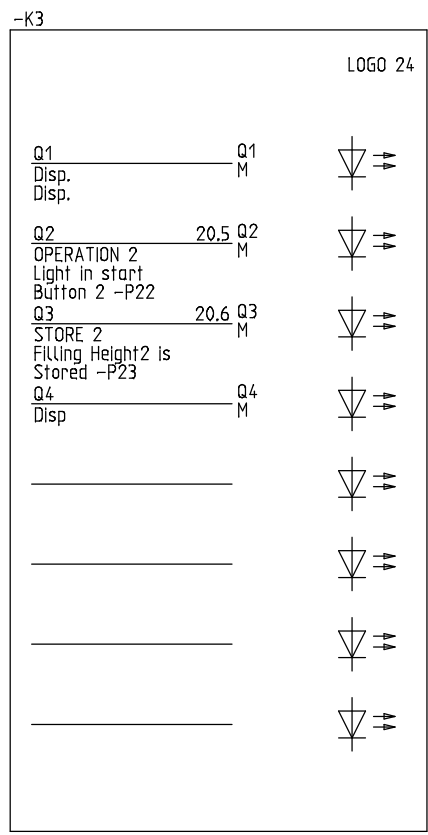
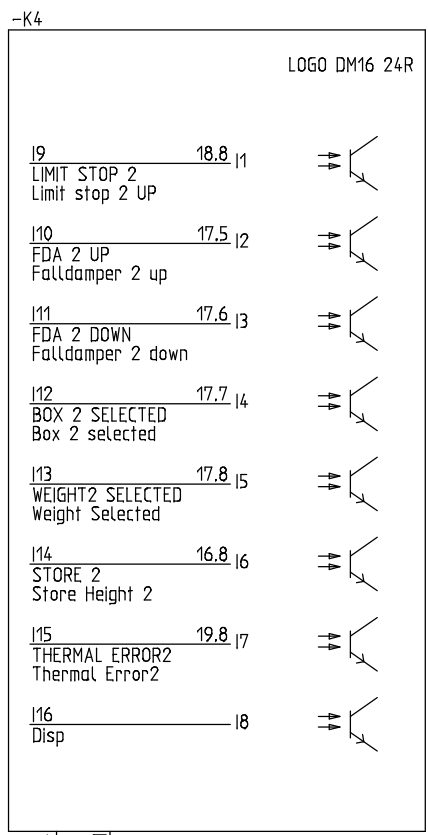
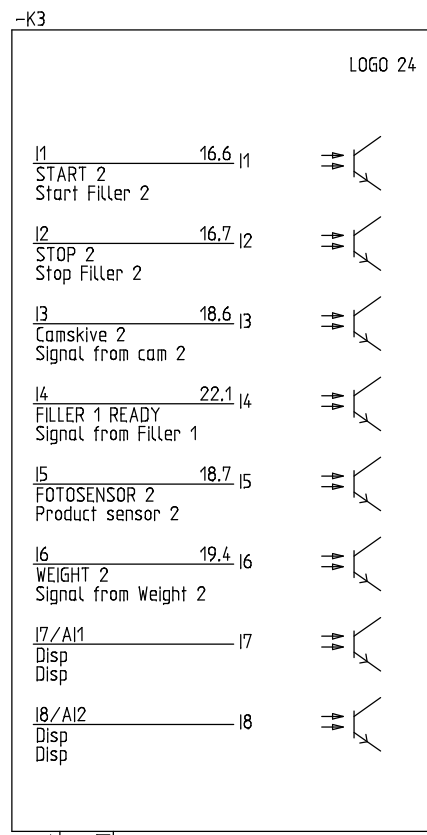
Doc. no.:

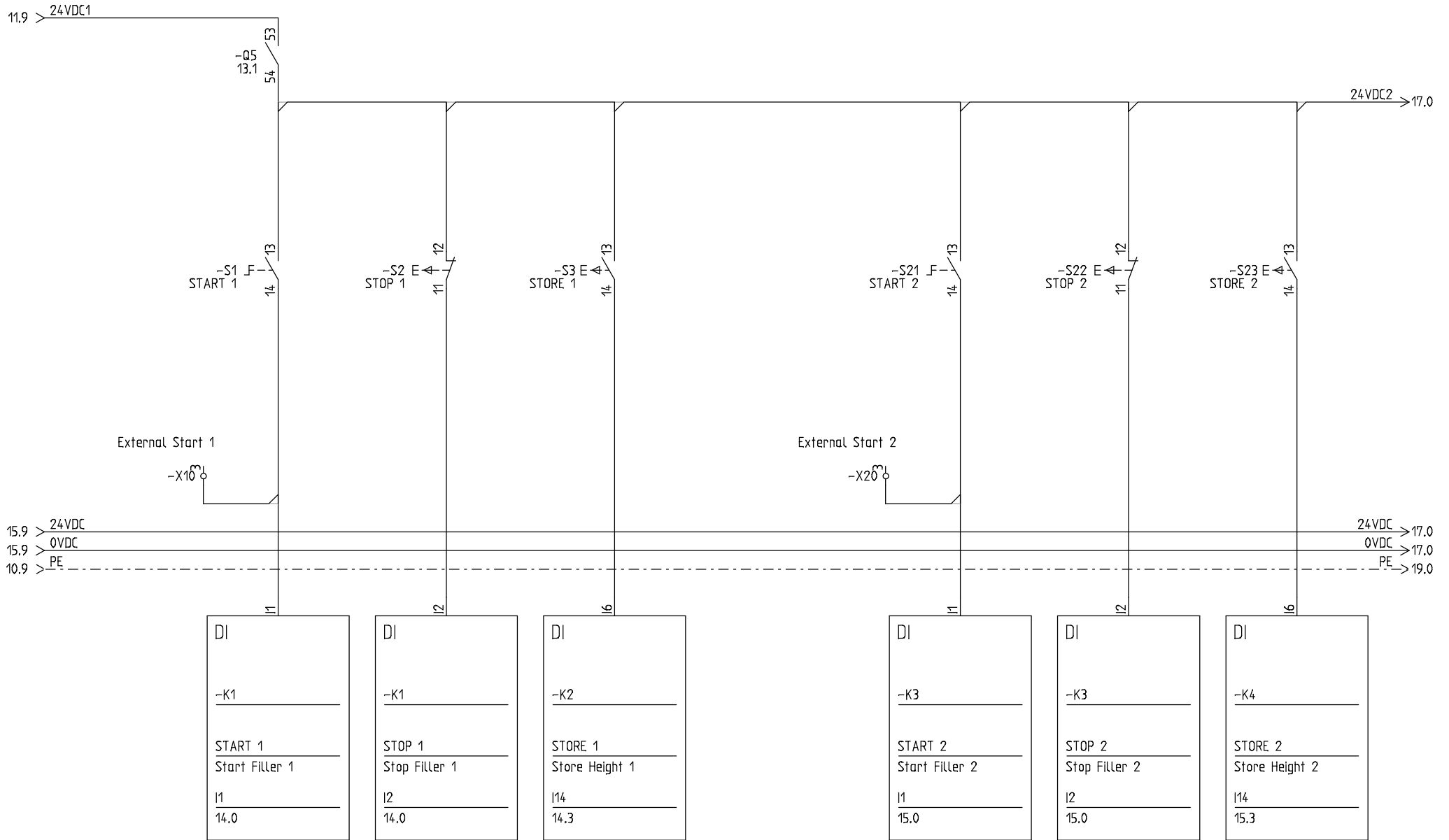
Ver.:

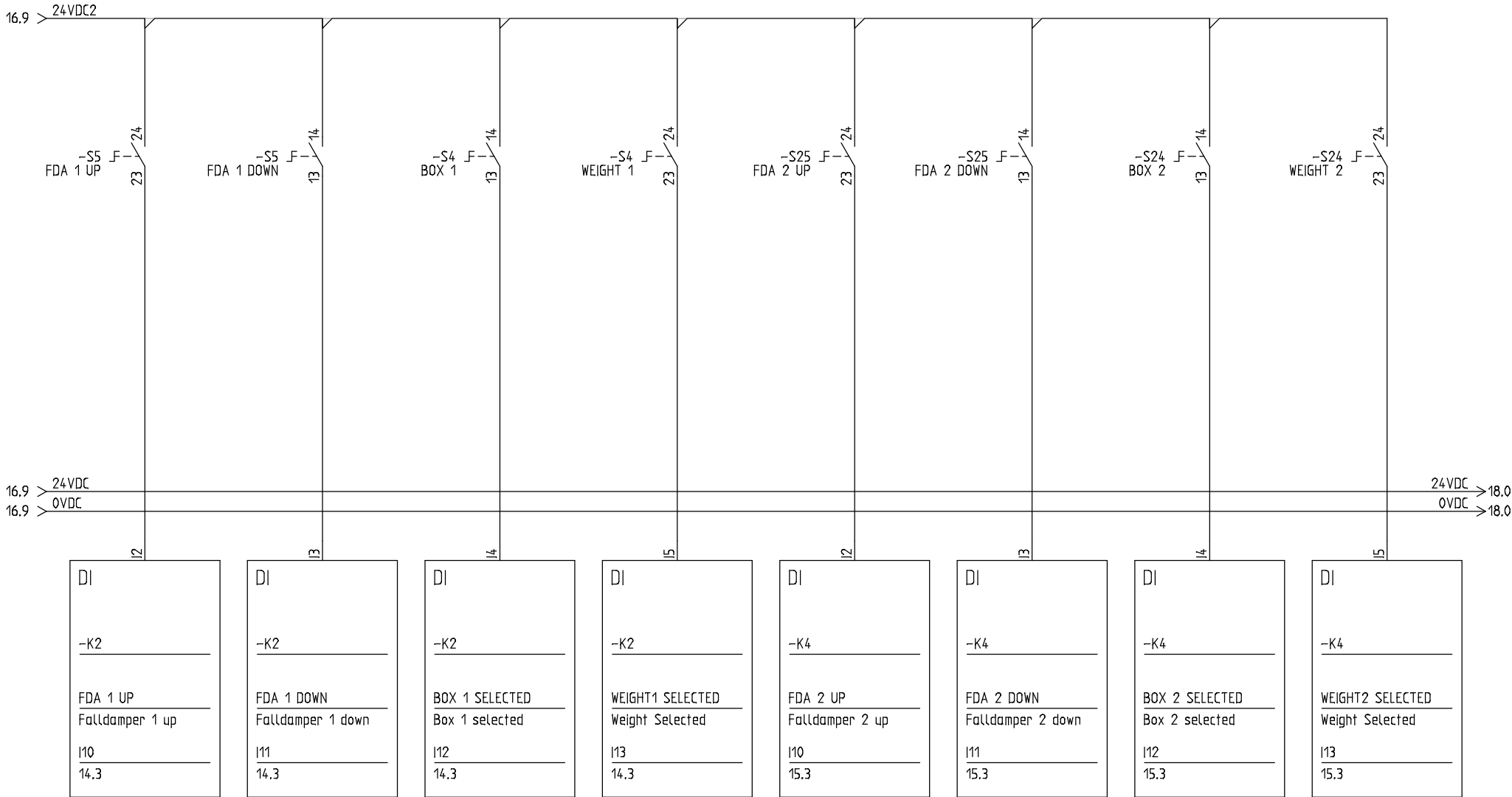
Created by: JJS/RD

Next Page: 14



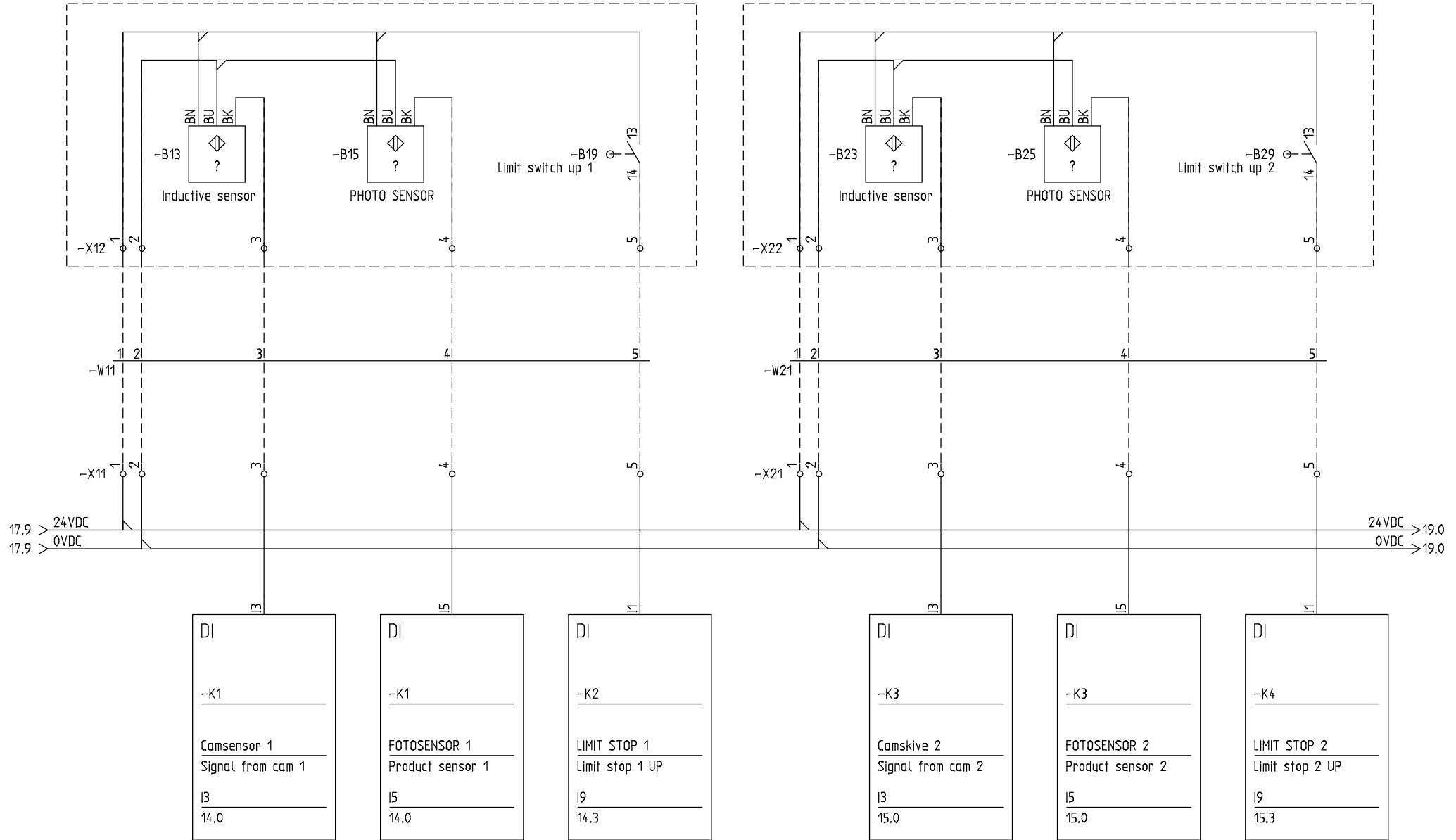






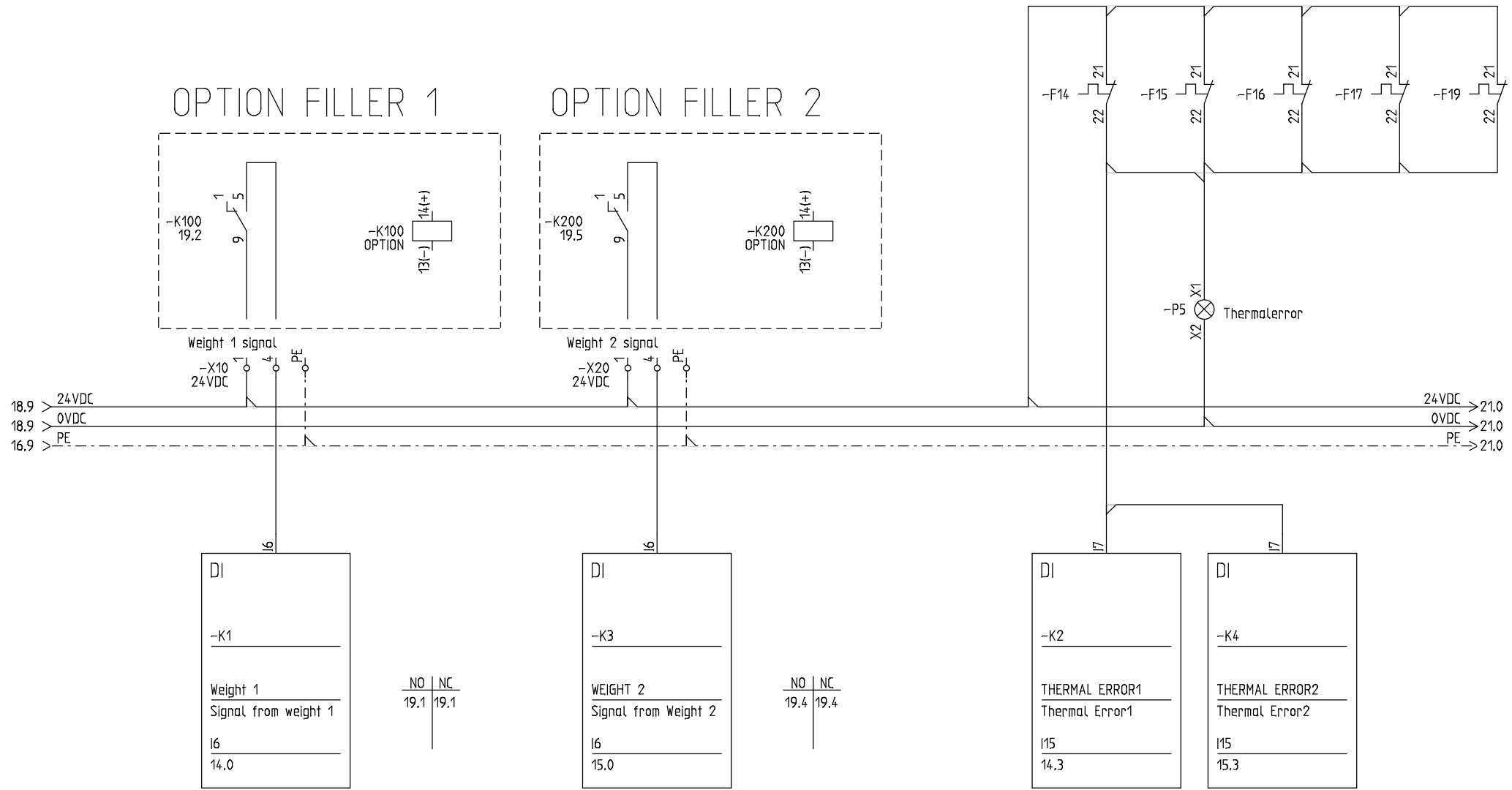
EXTERNAL FILLER 1

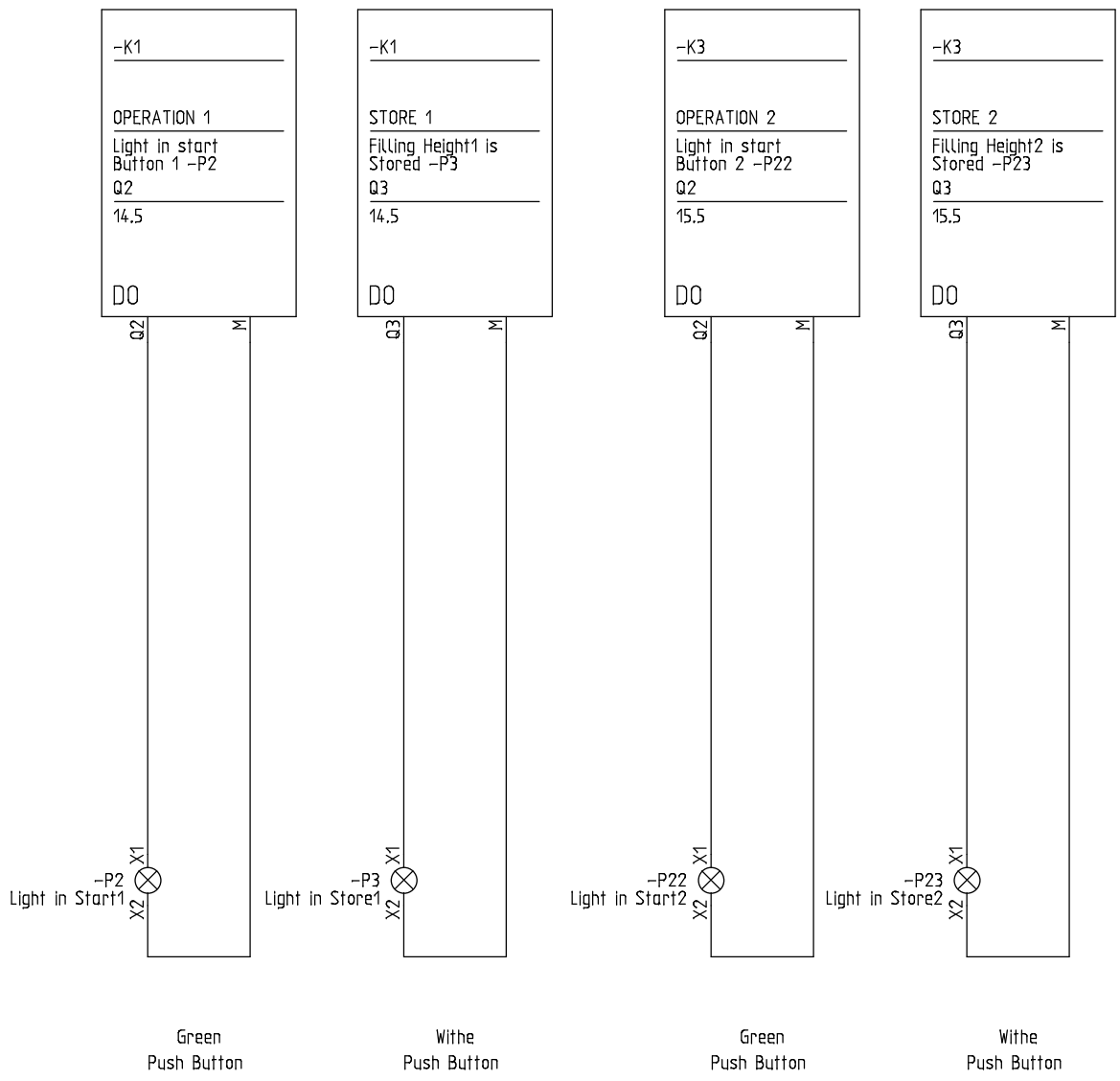
EXTERNAL FILLER 2

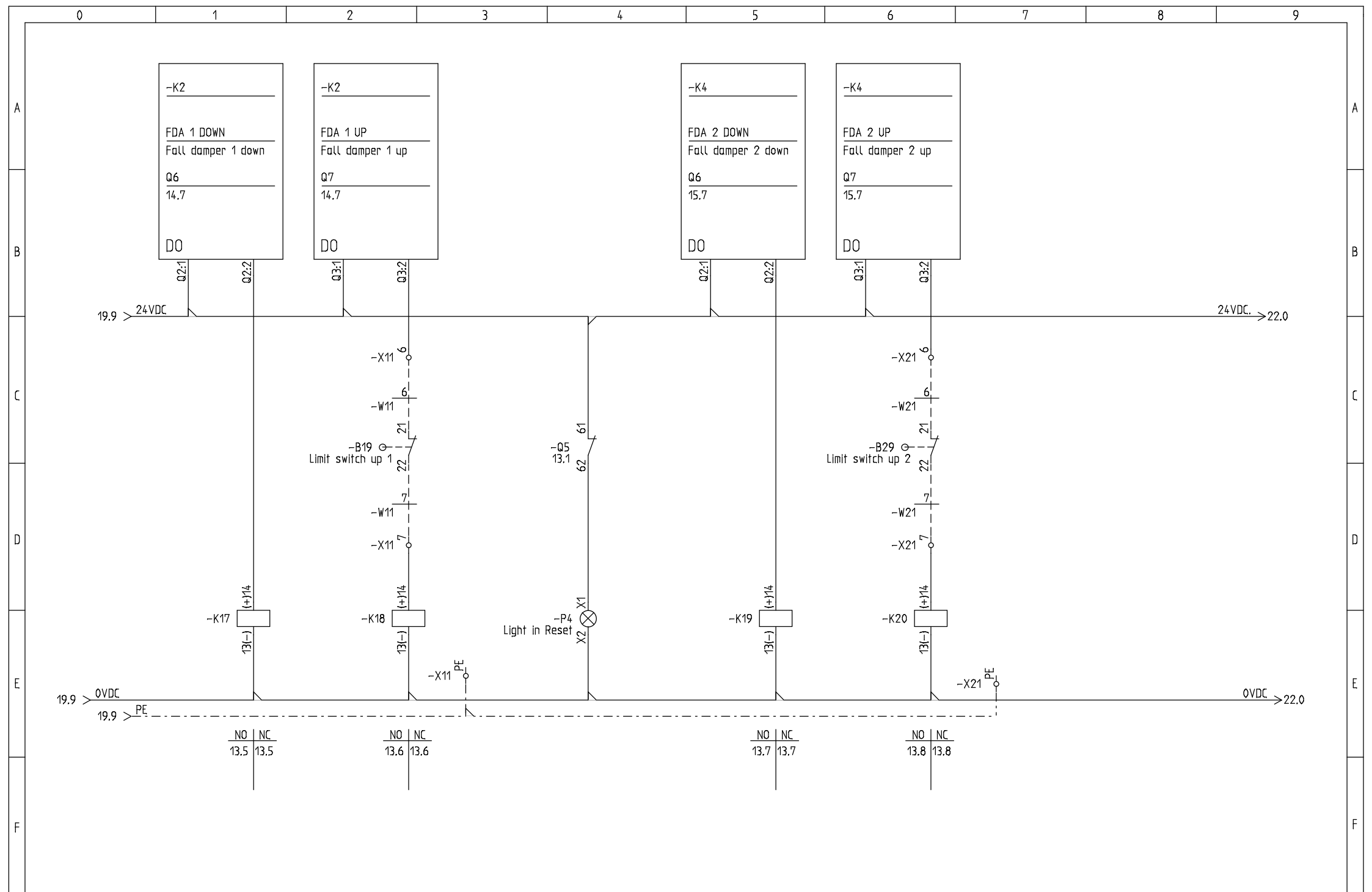


OPTION FILLER 1

OPTION FILLER 2

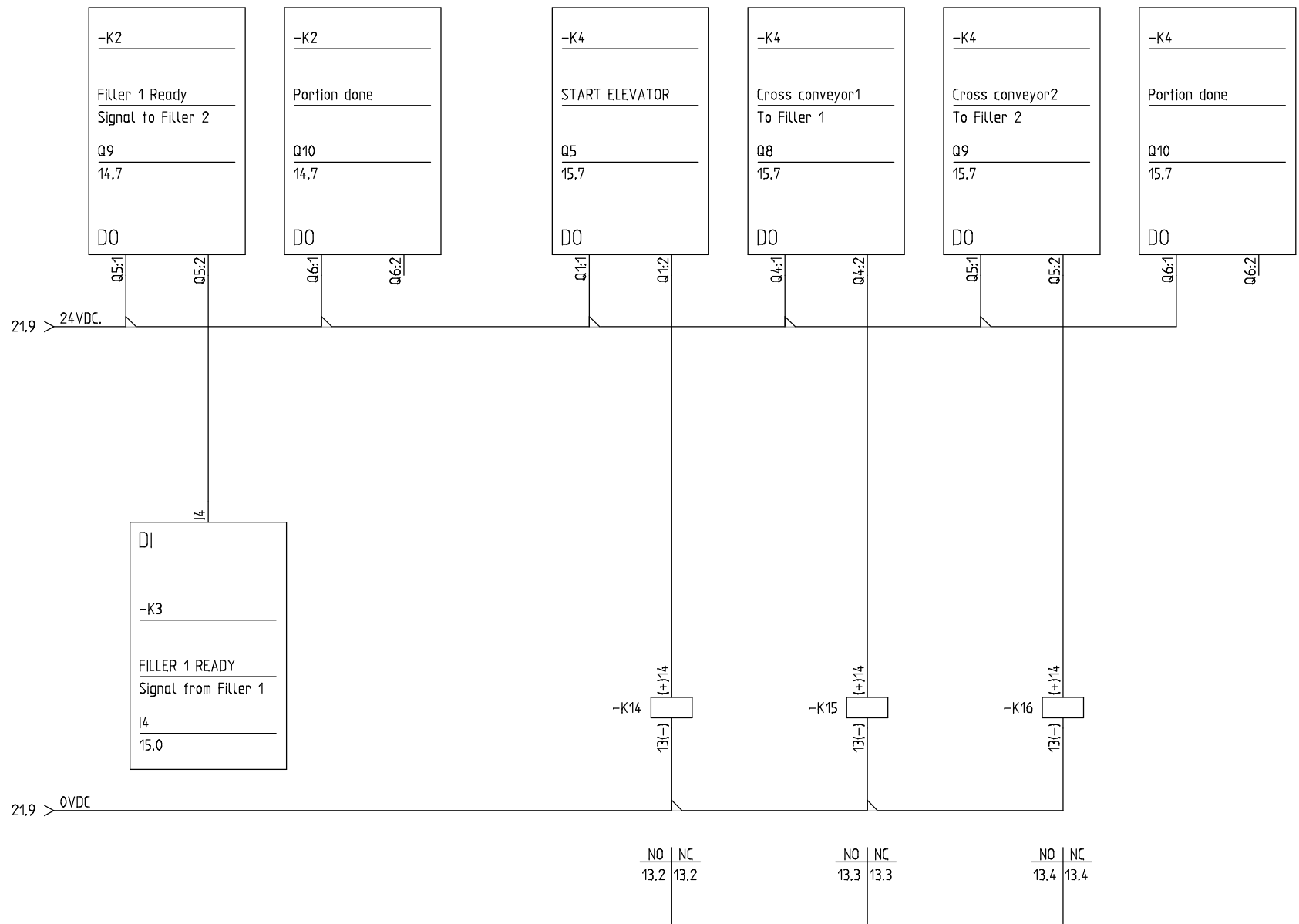






0 1 2 3 4 5 6 7 8 9

A
B
C
D
E
F



Skals Maskin Fabrik
Hovedgaden 56
Skals

Box / Bag Filler
KSF660D
OUTPUT

Proj. no.: KSF660D_V02_EN
Date: 10-11-2010

Rev.: 20-04-2011

Item Des.
Created by: JJS/RD

Page: 22
Next Page:

SPARE PARTS LIST

Function (=)	Placement (+)	Product (-)	Type	Qty.	Supplier	Manufacturer	EAN 13
		-B13	INDUKTIV	1.00	Skals MaskinFabrik		
		-B15	Fotoaftaster	1.00	Skals MaskinFabrik		
		-B19	ENDESTOP	1.00	Skals MaskinFabrik		
		-B23	INDUKTIV	1.00	Skals MaskinFabrik		
		-B25	Fotoaftaster	1.00	Skals MaskinFabrik		
		-B29	ENDESTOP	1.00	Skals MaskinFabrik		
		-F1	E91SC6N	1.00	AEG	AEG	5413656810698
		-F4	DPA51CM44	1.00	Carlo Gavazzi	Carlo Gavazzi	8030956000566
		-F5	440R-N23114	1.00	Solar	GUARDMARSTER	5703847851983
		-F14	140M-C2E-B40	1.00	Allan bradley	Allen Bradley	5703847303574
		-F15	140M-C2E-B25	1.00	Allan bradley	Allen Bradley	5703847303567
		-F16	140M-C2E-B10	1.00	Allan bradley	Allen Bradley	5703847303543
		-F17	140M-C2E-B10	1.00	Allan bradley	Allen Bradley	5703847303543
		-F19	140M-C2E-B10	1.00	Allan bradley	Allen Bradley	5703847303543
		-K1	LOGO 24	1.00	Solar	Siemens	6940408100978
		-K2	LOGO DM16 24R	1.00	Solar	Siemens	4025515071372
		-K3	LOGO 24	1.00	Solar	Siemens	6940408100978
		-K4	LOGO DM16 24R	1.00	Solar	Siemens	4025515071372
		-K14	SH1B-05C	1.00	Solar	IDEC	57003436004257
		-K14	RH1B-UL 24VDC	1.00	Solar	IDEC	57003436000471
		-K15	SH1B-05C	1.00	Solar	IDEC	57003436004257
		-K15	RH1B-UL 24VDC	1.00	Solar	IDEC	57003436000471
		-K16	RH1B-UL 24VDC	1.00	Solar	IDEC	57003436000471
		-K16	SH1B-05C	1.00	Solar	IDEC	57003436004257
		-K17	RH1B-UL 24VDC	1.00	Solar	IDEC	57003436000471
		-K17	SH1B-05C	1.00	Solar	IDEC	57003436004257
		-K18	SH1B-05C	1.00	Solar	IDEC	57003436004257
		-K18	RH1B-UL 24VDC	1.00	Solar	IDEC	57003436000471
		-K19	SH1B-05C	1.00	Solar	IDEC	57003436004257
		-K19	RH1B-UL 24VDC	1.00	Solar	IDEC	57003436000471



Skals Maskin Fabrik
Hovedgaden 56
Skals

Box / Bag Filler
KSF660D

Proj. no.: KSF660D_V02_EN

Rev.: 26-04-2011

Item Des.

Page: 100

Date: 26-04-2011

Doc. no.:

Ver.:

Created by:

Next Page: 101

SPARE PARTS LIST

Function (=)	Placement (+)	Product (-)	Type	Qty.	Supplier	Manufacturer	EAN 13
		-K20	RH1B-UL 24VDC	1.00	Solar	IDEC	57003436000471
		-K20	SH1B-05C	1.00	Solar	IDEC	57003436004257
		-K100	SH1B-05C	1.00	Solar	IDEC	57003436004257
		-K100	RH1B-UL 24VDC	1.00	Solar	IDEC	57003436000471
		-K200	SH1B-05C	1.00	Solar	IDEC	57003436004257
		-K200	RH1B-UL 24VDC	1.00	Solar	IDEC	57003436000471
		-M2	M1	1.00	Skals MaskinFabrik	DR Drives	
		-M3	M2	1.00	Skals MaskinFabrik	DR Drives	
		-M4	M2	1.00	Skals MaskinFabrik	DR Drives	
		-M5	M2	1.00	Skals MaskinFabrik	DR Drives	
		-P2	800F-N3W	1.00	Allan bradley	Allan Bradley	5703847848471
		-P3	800F-N3W	1.00	Allan bradley	Allan Bradley	5703847848471
		-P4	800F-N3W	1.00	Allan bradley	Allan Bradley	5703847848471
		-P5	800FP-P4	1.00	Allan bradley	Allen-Bradley	5703847848136
		-P5.	800FP-P4	1.00	Allan bradley	Allen-Bradley	5703847848136
		-P22	800F-N3W	1.00	Allan bradley	Allan Bradley	5703847848471
		-P23	800F-N3W	1.00	Allan bradley	Allan Bradley	5703847848471
		-Q0	194E-A25-NP	1.00	Allan bradley	Allan Bradley	5703847167183
		-Q0	194E-E25-1753	1.00	Allan bradley	Allan Bradley	5703847167145
		-Q5	100-K09KF01	1.00	Allan bradley	Allan bradley	5703847895369
		-Q14	100-K09KF01	1.00	Allan bradley	Allan bradley	5703847895369
		-Q15	100-K09KF01	1.00	Allan bradley	Allan bradley	5703847895369
		-Q16	100-K09KF01	1.00	Allan bradley	Allan bradley	5703847895369
		-Q17	100-K09KF01	2.00	Allan bradley	Allan bradley	5703847895369
		-Q18	100-K09KF01	1.00	Allan bradley	Allan bradley	5703847895369
		-Q19	100-K09KF01	1.00	Allan bradley	Allan bradley	5703847895369
		-Q20	100-K09KF01	1.00	Allan bradley	Allan bradley	5703847895369
		-S1	800F-X10	1.00	Allan bradley	Allan Bradley	5703847849096
		-S1.	800FP-LF3	1.00	Allan bradley	Allan Bradley	5703847847788
		-S2	800F-X01	1.00	Allan bradley	Allan Bradley	5703847849102



Skals Maskin Fabrik
Hovedgaden 56
Skals

Box / Bag Filler
KSF660D

Proj. no.: KSF660D_V02_EN

Rev.: 26-04-2011

Item Des.

Page: 101

Date: 26-04-2011

Doc. no.:

Ver.:

Created by:

Next Page: 102

SPARE PARTS LIST

Function (=)	Placement (+)	Product (-)	Type	Qty.	Supplier	Manufacturer	EAN 13
		-S2.	800FP-LF4	1.00	Allan bradley	Allan Bradley	5703847847795
		-S3	800F-X10	1.00	Allan bradley	Allan Bradley	5703847849096
		-S3.	800FP-LF7	1.00	Allan bradley	Allan Bradley	5703847847825
		-S4	800F-X10	2.00	Allan bradley	Allan Bradley	5703847849096
		-S4.	800FP-SB32	1.00	Allan bradley	Allan Bradley	5703847848747
		-S5	800F-X10	2.00	Allan bradley	Allan Bradley	5703847849096
		-S5.	800FP-SB32	1.00	Allan bradley	Allan Bradley	5703847848747
		-S21	800FP-LF3	1.00	Allan bradley	Allan Bradley	5703847847788
		-S21.	800FP-LF3	1.00	Allan bradley	Allan Bradley	5703847847788
		-S22	800F-X01	1.00	Allan bradley	Allan Bradley	5703847849102
		-S22.	800FP-LF4	1.00	Allan bradley	Allan Bradley	5703847847795
		-S23	800F-X10	1.00	Allan bradley	Allan Bradley	5703847849096
		-S23.	800FP-LF7	1.00	Allan bradley	Allan Bradley	5703847847825
		-S24	800F-X10	2.00	Allan bradley	Allan Bradley	5703847849096
		-S24.	800FP-SB32	1.00	Allan bradley	Allan Bradley	5703847848747
		-S25	800F-X10	2.00	Allan bradley	Allan Bradley	5703847849096
		-S25.	800FP-SB32	1.00	Allan bradley	Allan Bradley	5703847848747
		-S30	800FM-MT44	1.00	Allan bradley	Allan Bradley	5703847849997
		-S30.	800FM-MT44	1.00	Allan bradley	Allan Bradley	5703847849997
		-S30.	800F-15YSE112	1.00	Allan bradley	Allan Bradley	5703847894775
		-S31	800F-X10	1.00	Allan bradley	Allan Bradley	5703847849096
		-S31.	800FP-LF6	1.00	Allan bradley	Allan Bradley	5703847847818
		-S32.	800F-N2	1.00	Allan bradley	Allan Bradley	5703847880075
		-S33.	800F-N2	1.00	Allan bradley	Allan Bradley	5703847880075
		-T1	24VDC 4A	1.00	Solar	Siemens	4025515151081
		-T2	Trafo 0,1KVA	1.00	Solar	Siemens	4001869901138
		-U	1492-ERL35	1.00	Allan bradley	Allan Bradley	5703847870625
		-U31	25X60	1.00	Lemvigh Møller	VANPEE & WESTERBERG A/S	3245066361024
		-U32	25X60	1.00	Lemvigh Møller	VANPEE & WESTERBERG A/S	3245066361024
		-U37	25X60	1.00	Lemvigh Møller	VANPEE & WESTERBERG A/S	3245066361024



Skals Maskin Fabrik
Hovedgaden 56
Skals

Box / Bag Filler
KSF660D

Proj. no.: KSF660D_V02_EN

Rev.: 26-04-2011

Item Des.

Page: 102

Date: 26-04-2011

Doc. no.:

Ver.:

Created by:

Next Page: 103

SPARE PARTS LIST

Function (=)	Placement (+)	Product (-)	Type	Qty.	Supplier	Manufacturer	EAN 13
		-U38	25X60	1.00	Lemvigh Müller	VANPEE & WESTERBERG A/S	3245066361024
		-U39	TS35	1.00	Solar		8016445000057
		-U40	TS35	1.00	Solar		8016445000057
		-U42	TS35	1.00	Solar		8016445000057
		-U43	TS35	1.00	Solar		8016445000057
		-U44	1492-ERL35	1.00	Allan bradley	Allan Bradley	5703847870625
		-U45	1492-ERL35	1.00	Allan bradley	Allan Bradley	5703847870625
		-U46	1492-ERL35	1.00	Allan bradley	Allan Bradley	5703847870625
		-U48	1492-ERL35	1.00	Allan bradley	Allan Bradley	5703847870625
		-U49	1492-ERL35	1.00	Allan bradley	Allan Bradley	5703847870625
		-U50	1492-ERL35	1.00	Allan bradley	Allan Bradley	5703847870625
		-U51	1492-ERL35	1.00	Allan bradley	Allan Bradley	5703847870625
		-U52	1492-ERL35	1.00	Allan bradley	Allan Bradley	5703847870625
		-U53	1492-ERL35	1.00	Allan bradley	Allan Bradley	5703847870625
		-U54	1492-ERL35	1.00	Allan bradley	Allan Bradley	5703847870625
		-U62	25X60	1.00	Lemvigh Müller	VANPEE & WESTERBERG A/S	3245066361024
		-U63	1492-ERL35	1.00	Allan bradley	Allan Bradley	5703847870625
		-U64	1492-ERL35	1.00	Allan bradley	Allan Bradley	5703847870625
		-U65	25X60	1.00	Lemvigh Müller	VANPEE & WESTERBERG A/S	3245066361024
		-U66	1492-ERL35	1.00	Allan bradley	Allan Bradley	5703847870625
		-U67	1492-ERL35	1.00	Allan bradley	Allan Bradley	5703847870625
		-U68	1492-ERL35	1.00	Allan bradley	Allan Bradley	5703847870625
		-U69	1492-ERL35	1.00	Allan bradley	Allan Bradley	5703847870625
		-U71	1492-ERL35	1.00	Allan bradley	Allan Bradley	5703847870625
		-U72	1492-ERL35	1.00	Allan bradley	Allan Bradley	5703847870625
		-U73	CRN66200	1.00	Solar	Himel-Sarel	3606480212017
		-U79	PG16	1.00	Solar	Jacob	5705151001139
		-U80	PG16	1.00	Solar	Jacob	5705151001139
		-U81	PG16	1.00	Solar	Jacob	5705151001139
		-U82	PG16	1.00	Solar	Jacob	5705151001139



Skals Maskin Fabrik
Hovedgaden 56
Skals

Box / Bag Filler
KSF660D

Proj. no.: KSF660D_V02_EN

Rev.: 26-04-2011

Item Des.

Page: 103

Date: 26-04-2011

Doc. no.:

Ver.:

Created by:

Next Page: 104

SPARE PARTS LIST

Function (=)	Placement (+)	Product (-)	Type	Qty.	Supplier	Manufacturer	EAN 13
		-U83	PG16	1.00	Solar	Jacob	5705151001139
		-U84	PG9	1.00	Solar	Jacob	4024092012150
		-U85	PG9	1.00	Solar	Jacob	4024092012150
		-U86	PG16	1.00	Solar	Jacob	5705151001139
		-U87	PG9	1.00	Solar	Jacob	4024092012150
		-U88	PG9	1.00	Solar	Jacob	4024092012150
		-U89	PG16	1.00	Solar	Jacob	5705151001139
		-U90	1492-ERL35	1.00	Allan bradley	Allan Bradley	5703847870625
		-U91	1492-ERL35	1.00	Allan bradley	Allan Bradley	5703847870625
		-X1	1492-L3T	4.00	Allan bradley	Allan bradley	5703847867267
		-X1	1492-LG3T	1.00	Allan bradley	Allan bradley	5703847868325
		-X2	1492-L3T	3.00	Allan bradley	Allan bradley	5703847867267
		-X2	1492-LG3T	1.00	Allan bradley	Allan bradley	5703847868325
		-X3	1492-L3T	3.00	Allan bradley	Allan bradley	5703847867267
		-X3	1492-LG3T	1.00	Allan bradley	Allan bradley	5703847868325
		-X4	1492-L3T	6.00	Allan bradley	Allan bradley	5703847867267
		-X4	1492-LG3T	2.00	Allan bradley	Allan bradley	5703847868325
		-X5	1492-L3T	6.00	Allan bradley	Allan bradley	5703847867267
		-X5	1492-LG3T	2.00	Allan bradley	Allan bradley	5703847868325
		-X10	1492-L3T	2.00	Allan bradley	Allan bradley	5703847867267
		-X10	1492-L3Q	2.00	Allan bradley	Allan bradley	5703847867076
		-X10	1492-LG3T	1.00	Allan bradley	Allan bradley	5703847868325
		-X11	1492-L3T	7.00	Allan bradley	Allan bradley	5703847867267
		-X11	1492-LG3T	1.00	Allan bradley	Allan bradley	5703847868325
		-X20	1492-LG3T	1.00	Allan bradley	Allan bradley	5703847868325
		-X20	1492-L3Q	2.00	Allan bradley	Allan bradley	5703847867076
		-X20	1492-L3T	3.00	Allan bradley	Allan bradley	5703847867267
		-X21	1492-LG3T	2.00	Allan bradley	Allan bradley	5703847868325
		-X21	1492-L3T	12.00	Allan bradley	Allan bradley	5703847867267



Skals Maskin Fabrik
Hovedgaden 56
Skals

Box / Bag Filler
KSF660D

Proj. no.: KSF660D_V02_EN

Rev.: 26-04-2011

Item Des.

Page: 104

Date: 26-04-2011

Doc. no.:

Ver.:

Created by:

Next Page:

PARTS LIST

Qty.	Type	Supplier	Manufacturer	Description	EAN 13
1.00	E91SC6N	AEG	AEG	Breaker	5413656810698
9.00	100-K09KF01	Allan bradley	Allan bradley	Contacto	5703847895369
2.00	140M-C2E-B10	Allan bradley	Allen Bradley	Motor Protection Circuit Breaker	5703847303543
1.00	140M-C2E-B25	Allan bradley	Allen Bradley	Motor Protection Circuit Breaker	5703847303567
1.00	140M-C2E-B40	Allan bradley	Allen Bradley	Motor Protection Circuit Breaker	5703847303574
21.00	1492-ERL35	Allan bradley	Allan Bradley	End Anchor	5703847870625
4.00	1492-L3Q	Allan bradley	Allan bradley	Terminal	5703847867076
46.00	1492-L3T	Allan bradley	Allan bradley	Terminal	5703847867267
12.00	1492-LG3T	Allan bradley	Allan bradley	Terminal	5703847868325
1.00	194E-A25-NP	Allan bradley	Allan Bradley	Neutral terminal	5703847167183
1.00	194E-E25-1753	Allan bradley	Allan Bradley	Load switch	5703847167145
1.00	800F-15YSE112	Allan bradley	Allan Bradley	EMERGENCY STOP Sign Ø60	5703847894775
2.00	800FM-MT44	Allan bradley	Allan Bradley	Twist to release mushroom Button	5703847849997
2.00	800F-N2	Allan bradley	Allan Bradley	Hole Plug	5703847880075
5.00	800F-N3W	Allan bradley	Allan Bradley	LED Module	5703847848471
3.00	800FP-LF3	Allan bradley	Allan Bradley	Push Button Green Illuminated	5703847847788
2.00	800FP-LF4	Allan bradley	Allan Bradley	Push Button Red Illuminated	5703847847795
1.00	800FP-LF6	Allan bradley	Allan Bradley	Push Button Blue Illuminated	5703847847818
2.00	800FP-LF7	Allan bradley	Allan Bradley	Push Button White Illuminated	5703847847825
2.00	800FP-P4	Allan bradley	Allen-Bradley	Pilot Light Red	5703847848136
4.00	800FP-SB32	Allan bradley	Allan Bradley	Selector Switch 3-pos return from both pos.	5703847848747
2.00	800F-X01	Allan bradley	Allan Bradley	NC-Element	5703847849102
12.00	800F-X10	Allan bradley	Allan Bradley	NO-Element	5703847849096
1.00	DPA51CM44	Carlo Gavazzi	Carlo Gavazzi	Line Voltage Monitor	8030956000566
6.00	25X60	Lemvig Müller	VANPEE & WESTERBERG A/S	Conduit	3245066361024
2.00	ENDESTOP	Skals MaskinFabrik		LIMIT SWITCH	
2.00	Fotoaftaster	Skals MaskinFabrik		PHOTO SENSOR	
2.00	INDUKTIV	Skals MaskinFabrik		INDUCTIVE SENSOR	
1.00	M1	Skals MaskinFabrik	DR Drives		
3.00	M2	Skals MaskinFabrik	DR Drives		



Skals Maskin Fabrik
Hovedgaden 56
Skals

Box / Bag Filler
KSF660D

Proj. no.:
KSF660D_V02_EN

Rev.:
26-04-2011

Item Des.

Page:
200

Date:
26-04-2011

Doc. no.:

Ver.:

Created by:

Next Page:
201

