

Double box / big-bag filler

Type: KSF 660D



Efficient and gentle filling of big bags and boxes



Functions

- Automatically shift between bags
- Sensor controlled fall damper
- Adjustable stop position
- Extra high for filling into XL big bags
- Big round hopper for easy line integration
- Sub frame on wheels for flexibility
- Big bag lifting device w. resistance for nice and square filled bags fitting onto pallets
- Conveyor cover
- Integrated control panel etc.

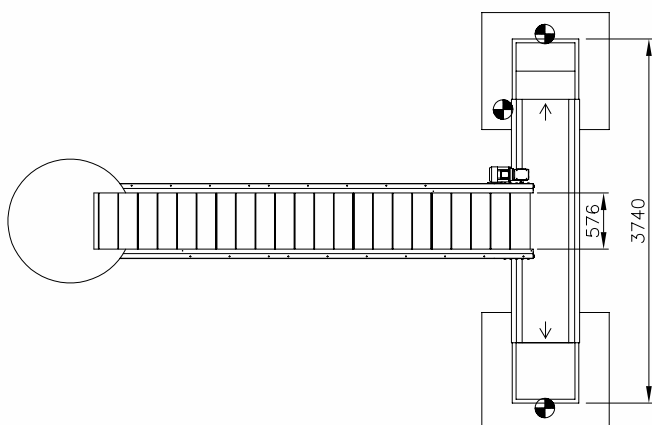
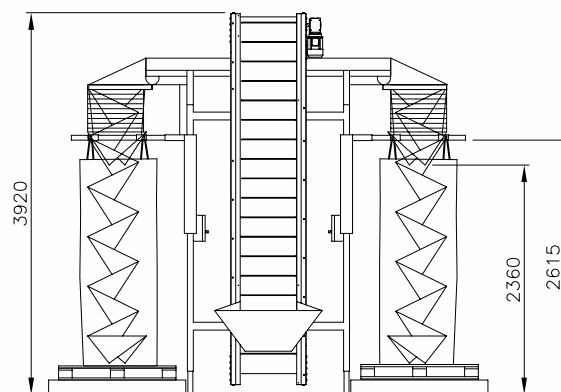
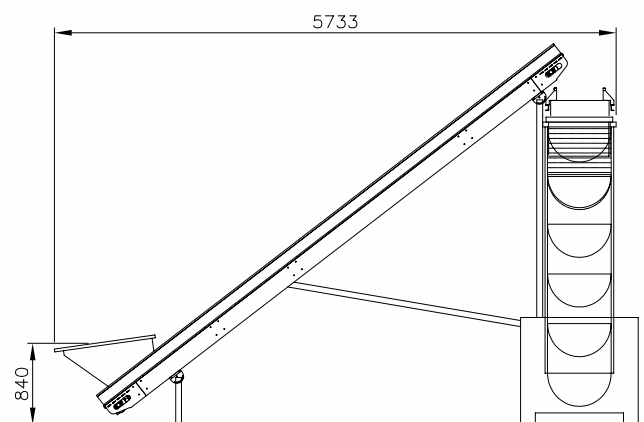
Options

- Motor driven big bag suspensions w. friction clutch
- Manual big bag suspensions w. gas damper
- Weighing platforms (plug and play)
- Printer for weighing results

Variants

- KSF 660 – 600 mm wide belt – 6 m long





Type	KSF660D
Kapacitet, Capacity, Stundenleistung	- 25 tons/t.
Storsække, Big bags, Grosssäcke	- 1500 kg.
Båndbr. Belt width, Bandbreite	600/700 mm.
Båndlængde, Belt length, Bandlänge	6000/2700 mm.
Vægt, Weight, Gewicht	955 kg.
Motors	2,15 kW.

тип машины	KSF 660D
производ-ть	25 тн/час
ширина тр-ра	600/700 мм
длина тр-ра	6000/2700 мм
мотор	2,15 кВт
вес	955 кг